


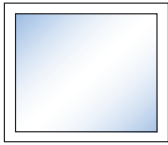
Classic Series Small Fixed Picture

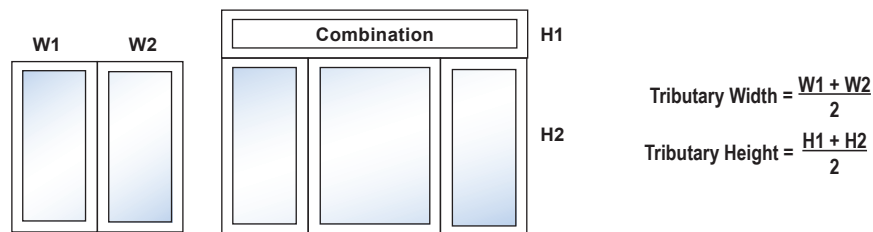
Architectural Specifications



	<p>This energy efficient, non operating Small Fixed Picture style window was conceptualized at Global Windows and Doors with durability and performance as our primary engineering design criteria. Incorporating standards set by the National Building Code of Canada and adopted by regional building code authorities. This window utilizes the known strength and performance characteristics of high impact rigid uPVC (Vinyl) manufactured in accordance with CSA A440, and extruded in compliance with AAMA 303 (ASTM D 4726 tested) processes while utilizing a fusion welded single master frame design for maximum air tightness and rigidity.</p>	
<p>Global Windows and Doors manufactured products are structurally tested in accordance with AAMA/WDMA/CSA 101/I.S.2/ A440-08 and -11 'NAFS' with the A440S1-09 Canadian Supplement. And energy performance tested in accordance with CSA A440.2-14 as determined by the CSA® Standards accreditation agency.</p>		
Frame	Extruded multi chambered, fusion welded, high impact rigid uPVC	<ul style="list-style-type: none"> ● 3-1/4" (82.55mm) frame depth. Available in Flush Frame with add-on Brickmould options or 1- 1/2" (38.1mm) and 2" (50.8mm) incorporated Brickmoulds. (Glazing is installed directly into the Frame, no Sash). ● 4-1/2" (114.3mm) frame depth is available in Flush Frame or 1-1/2" (38.1mm) incorporated Brickmould. (Glazing is installed directly into the Frame, no Sash).
Insulating Glass Units	<p>Our IG's are Hermetically sealed, using Guardian Float Clear and ClimaGuard 80/70 LowE insulating glass with minimum 90% plus argon gas fill. Combined with a primary seal made of pressure sensitive acrylic adhesive Super Spacer® Premium warm edge high performance silicone with integrally incorporated desiccant. Our perimeter Secondary seal is made of Butyl Hotmelt all tested and IGMAC Certified (cert. No. 021141G) in accordance with CAN/CGSB 12.8 Standard.</p>	
(NBCC 9.6) CAN/CGSB-12.2 Glazing Options	Double Glazed	3mm, 4mm, 5mm and 6mm monolithic Double Clear Float with Pinhead, Tempered and Laminated Glass options. Standard overall IG thicknesses in 7/8" available in Clear, Tinted Bronze (3 and 5mm), Tinted Grey (3mm and 5mm), Glue Chip and Obscure.
Triple Glazed		3mm, 4mm and 5mm monolithic Triple Clear Float with Pinhead, Tempered and Laminated Glass options. Standard overall IG thicknesses in 1-1/8" and 1-1/4" available in Clear, Tinted Bronze (3 and 5mm), Tinted Grey (3mm and 5mm), Glue Chip and Obscure.
Glazing Seal	Primary and Secondary (2) non-apparent coextruded tension linear seals on both interior and exterior sides of glazing.	
Grills and Partitions	Options are 18 x 8mm Georgian, 25 x 8mm Georgian, 16 x 6mm Colonial, 8 x 6mm Narrow Colonial and 7mm Pencil Aluminum Grills in standard white or custom painted colors.	
SDL	Simulated Divided Lite: 25.4mm Exterior Standard contoured extrusion and a 50.8mm False Mullion in Contemporary style configuration.	
Reinforcement Options	For Muller, 3 x 1/8" (76.2mm x 3.2mm) or 4 x 1/8" (101.6mm x 3.2mm) Galvanized Steel. For Sash - "L" shaped 16 Gauge Galvanized Steel.	
Accessories	Interior	Standard 3/4" (19.5mm) and 1/2" (12.7mm) Drywall return with or without J-Cap.
Exterior		Brickmould on all four sides or three sides with a sloped Subsill. Brickmould sizes in 4" (101.6mm), 2" (50.8mm), 1-1/2" (38.1mm) and 1-1/4" (31.75mm). Also available is a 46mm Sill Extension.
Paint	This High Performance Paint system is designed for rigid uPVC and is offered in a wide variety of colors that can be formulated to meet customers specifications. This paint features superior abrasion and chalking resistance as well as excellent protection from salt exposure, industrial pollutants and acts as an efficient heat barrier that prevents substrates from warping. This product meets AAMA Specification 615-02 and is supported with a 10 year Guarantee.	
Hardware	Not Applicable	The Small Fixed Picture is typically combined with a COMBINATION Operating Sash or Awning model configurations.

Structural Performance Ratings in accordance with AAMA/WDMA/CSA 101/I.S.2/A440-08 and -11 'NAFS' with the Canadian Supplement A440S1-09

Test Report Summary:		NAFS
	Primary Designator: Class CW-PG70-FW Size tested 1500 x 1500 mm (59 x 59 in.) Secondary Designators: Positive Design Pressure (DP) = 3360 Pa (70.0 psf) Negative Design Pressure (DP) = -3360 Pa (-70.0 psf) Water Penetration Resistance test pressure = 730 Pa (15.0 psf) Canadian Air Infiltration/Exfiltration level = A3 Level	
Equivalent CAN/CSA A440-00 Standard Ratings: FIXED / B7 / C5 (for information only)		
Plus Various Mullied oversize configurations: Voluntary best practices for NAFS labeling of Composite (T-Post) and Combination Assembly fenestration products having vertical and/or horizontal mullions for Canadian jurisdictions that have adopted the 2015 National Building Code of Canada (NBCC) or a provincial building code based on the 2015 NBCC. Analysis and evaluations are performed in accordance with AAMA 450 and AAMA 2502 and supported in Tributary Width and Height analysis.		
Contact the Global Windows and Doors Customer Support for NAFS structural details on models larger than the 'Size Tested' shown above. (toll free 1-877-675-5500)		
AAMA 450 and AAMA 2502 Model Configurations:	NAFS Structural Comparative Analysis Performance Ratings for: Single Lite Small Fixed Picture and Mullied Combination Design Pressures (DP) and Performance Grades (PG) calculated ratings for configurations with 2, 3, 4 and 5 Lites. Available for rectangular, architectural shaped and curved transoms as well as Bay and Bow designs.	



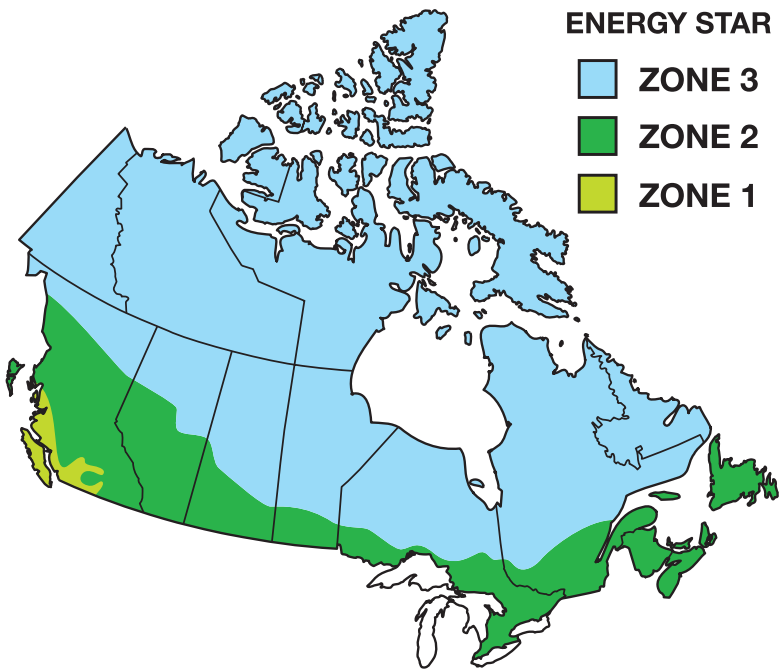
Sizes tested for the AAMA 450 and AAMA 2502 Performance rating methods.

Note: R = Reinforcement, C = Casement, P = Picture Window, F = Fixed Casement

Test Report	Product	Size Tested	NAFS Designators for Class, Positive and Negative Design Pressure	Water Penetration	Air Inf/Exf
AI-03741 C1 rev 1	4-1/2 and 3-1/4 Casement	1500 x 1500 mm (59 x 59 in)	Data Specific for model sizes. (Consult with GWD's for details)	730 Pa (15.0 psf)	Fixed
AI-03880-A1	3-1/4 Transom	2743 x 2438 mm (108 x 96 in)		730 Pa (15.0 psf)	Fixed
AI-03880-A1	3-1/4 Combination C/P/C w/Transom	2743 x 2438 mm (108 x 96 in)		730 Pa (15.0 psf)	Fixed
AI-03880-B1	4-1/2 Transom R	3664 x 2442 mm (144 x 96 in)		730 Pa (15.0 psf)	Fixed
AI-03880-B1	4-1/2 Combination C/P/C w/Transom R	3664 x 2442 mm (144 x 96 in)		730 Pa (15.0 psf)	Fixed

Energy Performance Ratings in accordance with CSA A440.2 - 2014

AAMA/WDMA/CSA 101/I.S.2/A440-08 (NAFS) INFILTRATION air leakage L/s*m2	VT - Visible transmittance 0 to 0.99	U-factor W/m2·K	SHGC - solar heat gain coefficient 0 to 0.99	ER - Energy Rating	Canada ENERGY STAR February 1, 2015 - qualification zone(s)
Low E & Argon (no Grills), Dual Glazed IG's					
0.01	0.68	1.65	0.59	38	1/2/3
Low E & Argon (with Grills), Dual Glazed IG's					
0.01	0.61	1.65	0.53	34	1/2/3
Low E & Argon (no Grills), Triple Glazed IG's					
0.0	0.47	1.13	0.38	37	1/2/3
Low E & Argon (with Grills), Triple Glazed IG's					
0.0	0.42	1.13	0.34	35	1/2/3



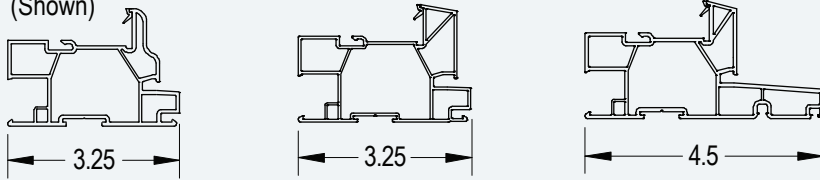
Energy Star - Canada Qualification Criteria for Windows and Doors after February 1, 2015

Compliance Paths				
Zone	Heating degree-day range	Minimum Energy Rating (Unitless)	or	Maximum U-factor W/m ² ·K (Btu/h.sq.ft.°F)
1	<3.500	25	or	1.60 (0.28)
2	3.500 to 6.00	29	or	1.40 (0.25)
3	≥ 6.00	34	or	1.20 (0.21)

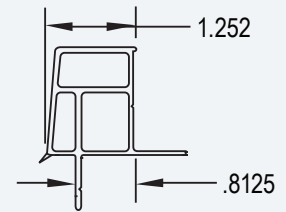


Frame Options

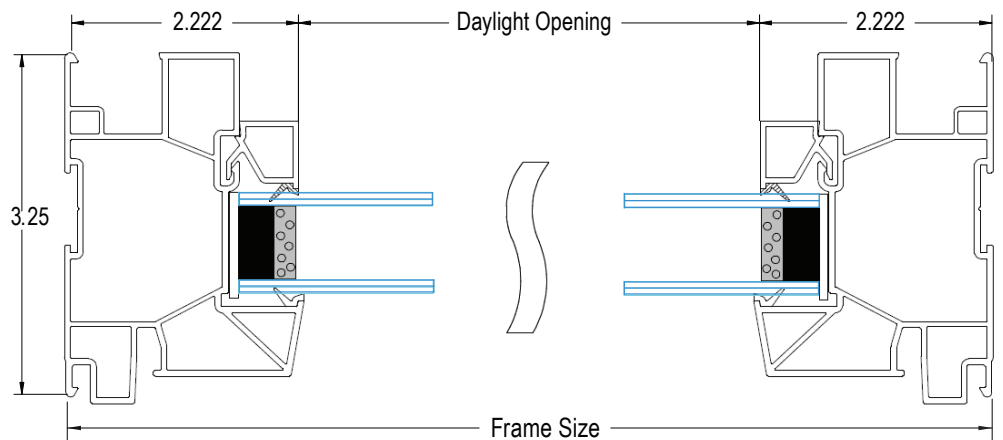
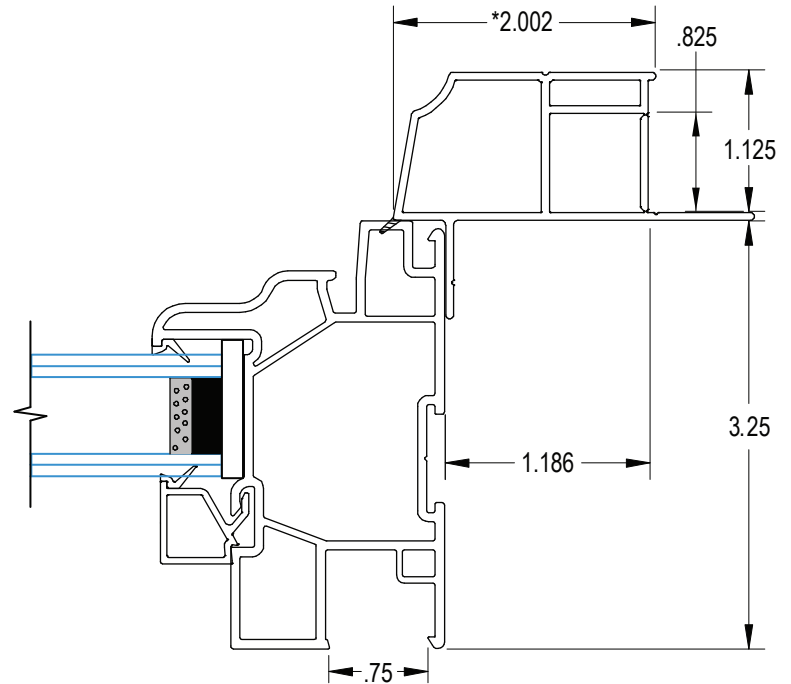
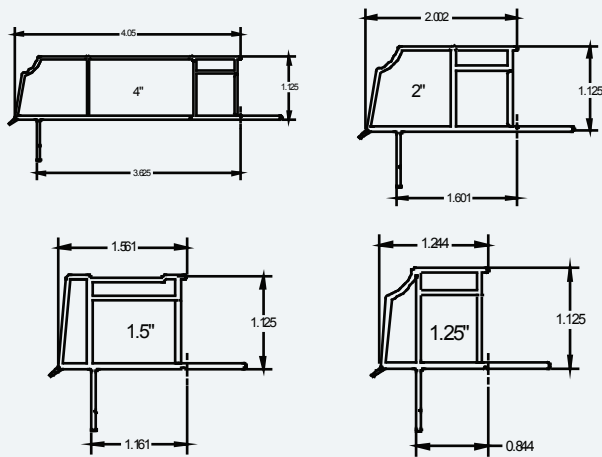
(Shown)

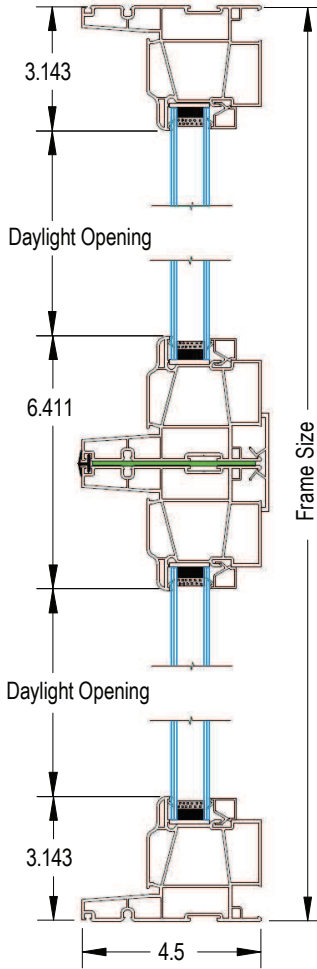


Sloped Sill Option



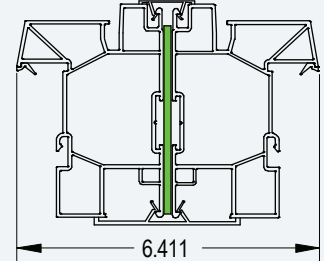
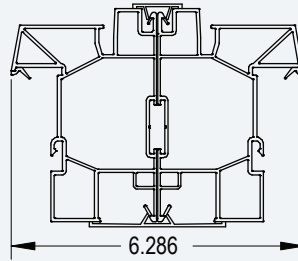
Brickmould Options



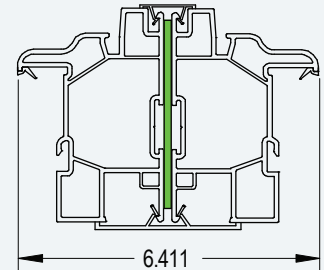
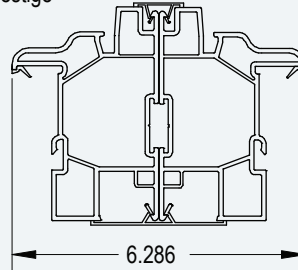


3¼" Flush Frame Option - 1/8" x 3" Reinforcement


Contemporary



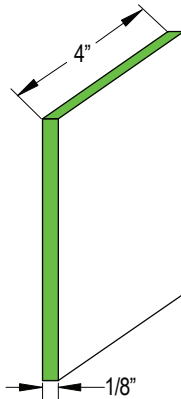
Prestige



3" x 1/8" Galvanized Steel



4" x 1/8" Galvanized Steel



4½" Flush Frame Option - 1/8" x 4" Reinforcement

Contemporary

